

# Sanivite



Ideally suited for a kitchen or a pantry with four inlets.



5 m  
50 m



## PRODUCT BENEFITS

- Ideally suited for a kitchen or pantry.
- Low level switch-on.
- Carbon filter included.
- 4 inlets available.

## CONNECTIONS

← Discharge diameter ext. :  
32 mm

→ External inlet diameter :  
40 mm

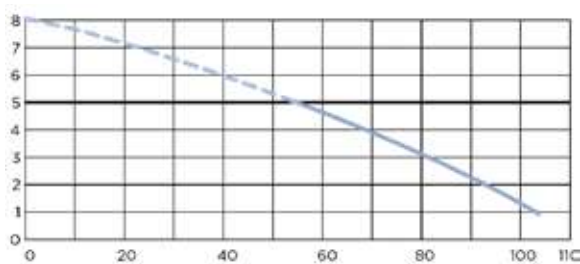


## PACKAGING

Sanivite, non-return valve, connectors, activated carbon filter included to neutralise odours

## CURVE

Discharge height (m)



Flow rate (l/min)

## TECHNICAL FEATURES

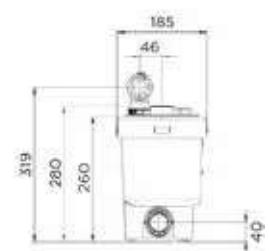
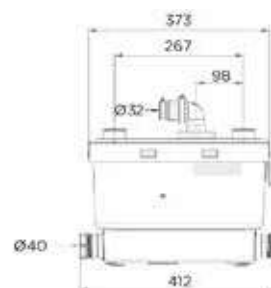
|                              |                                  |
|------------------------------|----------------------------------|
| Number of entries            | 4                                |
| External inlet diameter      | 40 mm                            |
| Discharge diameter ext.      | 32 mm                            |
| Min. shower tray height      | 15 cm                            |
| Max. incoming temperature    | 60°C intermittently (max. 5 min) |
| Voltage - Frequency          | 220-240 V - 50-60 Hz             |
| Motor power                  | 400 W                            |
| IP Rating                    | IP44                             |
| Electrical class             | I                                |
| Identification and logistics |                                  |
| Gross weight                 | 6.2 kg                           |
| Factory code                 | SVSTD                            |

## OPTIONAL

**Sanialarm**  
Factory code : ALARM  
See pg. 19



## DIMENSIONS



Dimensions (mm)